



AD-6




The AD Skyraider has undergone considerable development, producing the AD-1 through the AD-7. In addition to these principal versions, a number of E, N, Q, W, and S modifications have been produced. All told, 49 versions of the seven basic types have been built. These aircraft differ in the shape of cockpit canopy, the presence of fins on the stabilizer, a large radar bulge under the fuselage, and various electronic gear, torpedo fittings, and rocket mountings for ordnance. Originally designed to carry a 1,000-lb bomb load, Skyraiders operated in Korea with bomb loads of over 10,500 lbs, which are larger than those carried by the four-engine B-17 Flying Fortress in World War II.


AIR FRAME		OPERATIONAL DATA		POWER PLANT	
Mfr.	DOUGLAS	Max. Range (Naut.Miles)	1,100 plus	No. of Engines	1
Wing Span	50'	Crew No.	1-3	Model No.	R-3350-26WA
Length	39'	Max. Speed (Knots)	300	Mfr.	WRIGHT
Combat Weight (Lbs.)	15,000 plus	Service Ceiling (Ft.)	28,000 plus	Type	Piston
				Rating Each	2,700 hp.



AD-3W



AD-1



AD-6



AD-6

